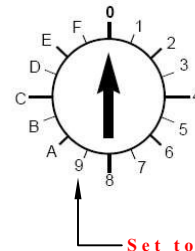
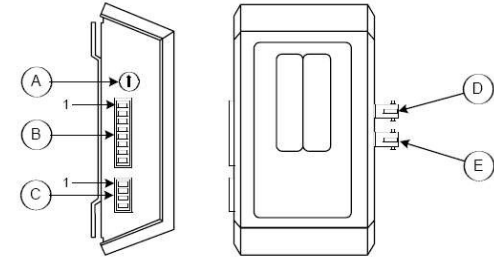


Setting Mode:  
Set to 9 for RS485



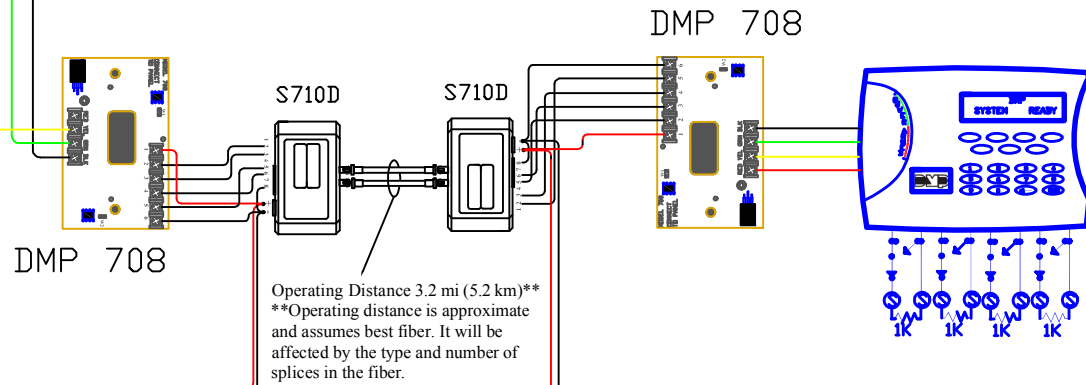
Set to 9 for RS485

### Fiber Options Model S710D Transceiver

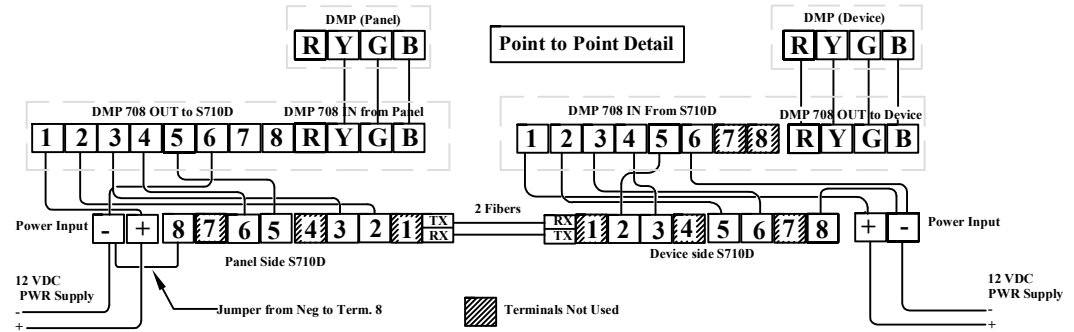
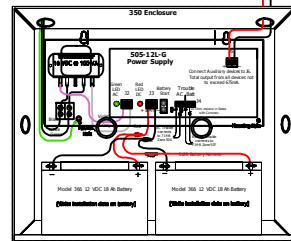
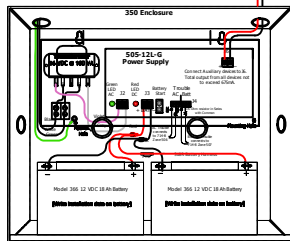
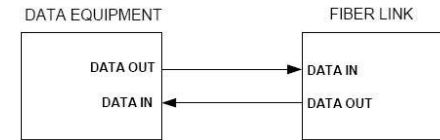


Item	Description
A	DATA SELECT Switch
B	Data Connector
C	Power Connector
D	Optical (Fiber) RECEIVE Connector
E	Optical (Fiber) TRANSMIT Connector

Pin	Description
1	DC+
2	No Connection
3	No Connection
4	Ground



Operating Distance 3.2 mi (5.2 km)\*\*  
\*\*Operating distance is approximate and assumes best fiber. It will be affected by the type and number of splices in the fiber.



Architects and  
Engineers  
CAD Drawings



FILE NAME	TITLE	Detailed S710D Fib Options/XR500
DRAWN LK	DATE	7-26-2010
CHECKED	SCALE	NTS
	PART NO.	RI